



MONARCH
NETWORK CAPITAL
wealthcare redefined



INVEST
In US Market from India

What is it?

- Now invest in US markets with over 3,500+ US stocks and ETFs. An opportunity to ride the growth wave of highly desired FAANG (Facebook, Apple, Amazon, Netflix & Google) stocks in addition to JP Morgan Chase, Tesla, etc.

Key Highlights



- Investment Limit – Any Resident Individual can't invest more than \$2,50,000 in a year



- Thematic Investments - Preconfigured portfolios of high-growth Stocks & global ETFs.



- Seamless Fund Transfer – Simple fund transfer process in US Dollars using your existing bank acct.



- Safe & Secure - Each account is insured up to \$500K by SIPC (Securities Investor Protection Corporation). Thus this facilitates a trustworthy global investing platform for you.



- Fractional Investing – Buying & Selling of fractional shares allowed



- No Minimum Investment - Start investing with any amount.



- Stock Diversification: Clients are offered to invest in more than 3,500 stocks and ETFs listed in the US securities



- Withdrawal Process – Just few click away for withdrawal process and back money in your bank acct



Pricing Plan

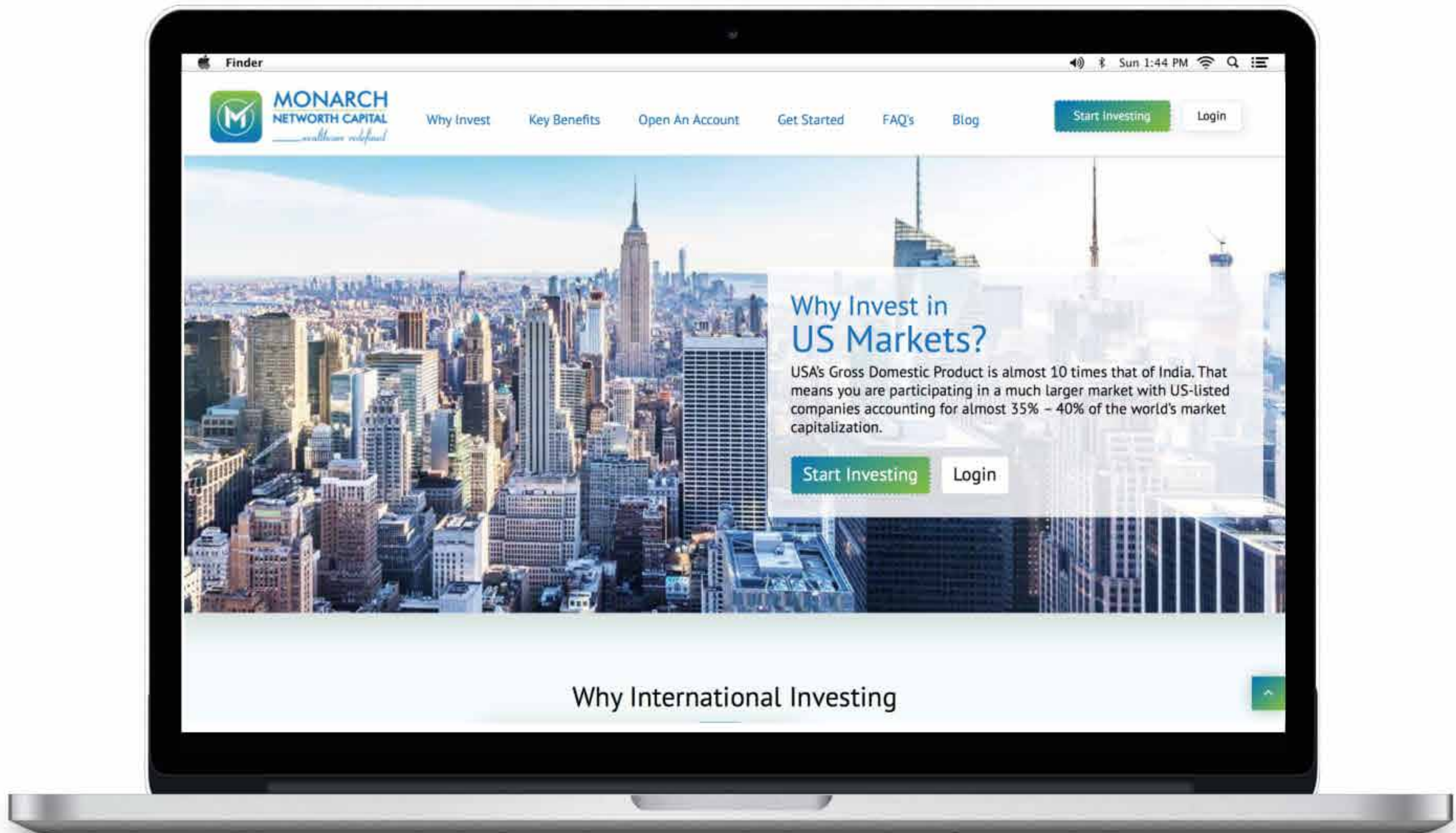
	Price	Quantity	Trade Value	Commission		
				Basic	Silver	Gold
Trade 1	5000	10	50000	\$2.99	\$0.99	\$0.10
Trade 2	50	450	22500	\$4.50	\$4.50	\$4.50
Trade 3	3100	0.5	1550	\$2.99	\$0.99	\$0.01
Annual Subscription Fee				0	3999	13999
Email Support				✓	✓	✓
24 X 7 Support				Limited Support	✓	✓
Stacks Access				Limited access to Stacks	Limited access to Stacks	Full access to Stacks
Dedicated RM				✗	✗	✓

Illustrations

BASIC	SILVER	GOLD
Trade 1 \$2.99	Trade 1 \$0.99	Trade 1 $\$0.01 \times 10 = \0.10
Trade 2 $\$2.99 @ 299 \text{ shares}$ $+\$0.01 \times 151 \text{ share}$ $\$2.99 + \$1.51 = \$4.5$	Trade 2 $\$0.99 @ 99 \text{ shares}$ $+\$0.01 \times 351 \text{ shares}$ $\$0.99 + \$3.51 = \$4.5$	Trade 2 $\$0.01 \times 450 = \4.5
Trade 3 \$2.99	Trade 3 \$0.99	Trade 3 \$0.01
Note \$2.99 upto 299 shares, \$.01 per share beyond	Note **\$.99 upto 99 shares, \$.01 per share beyond	Note 1 cent per share

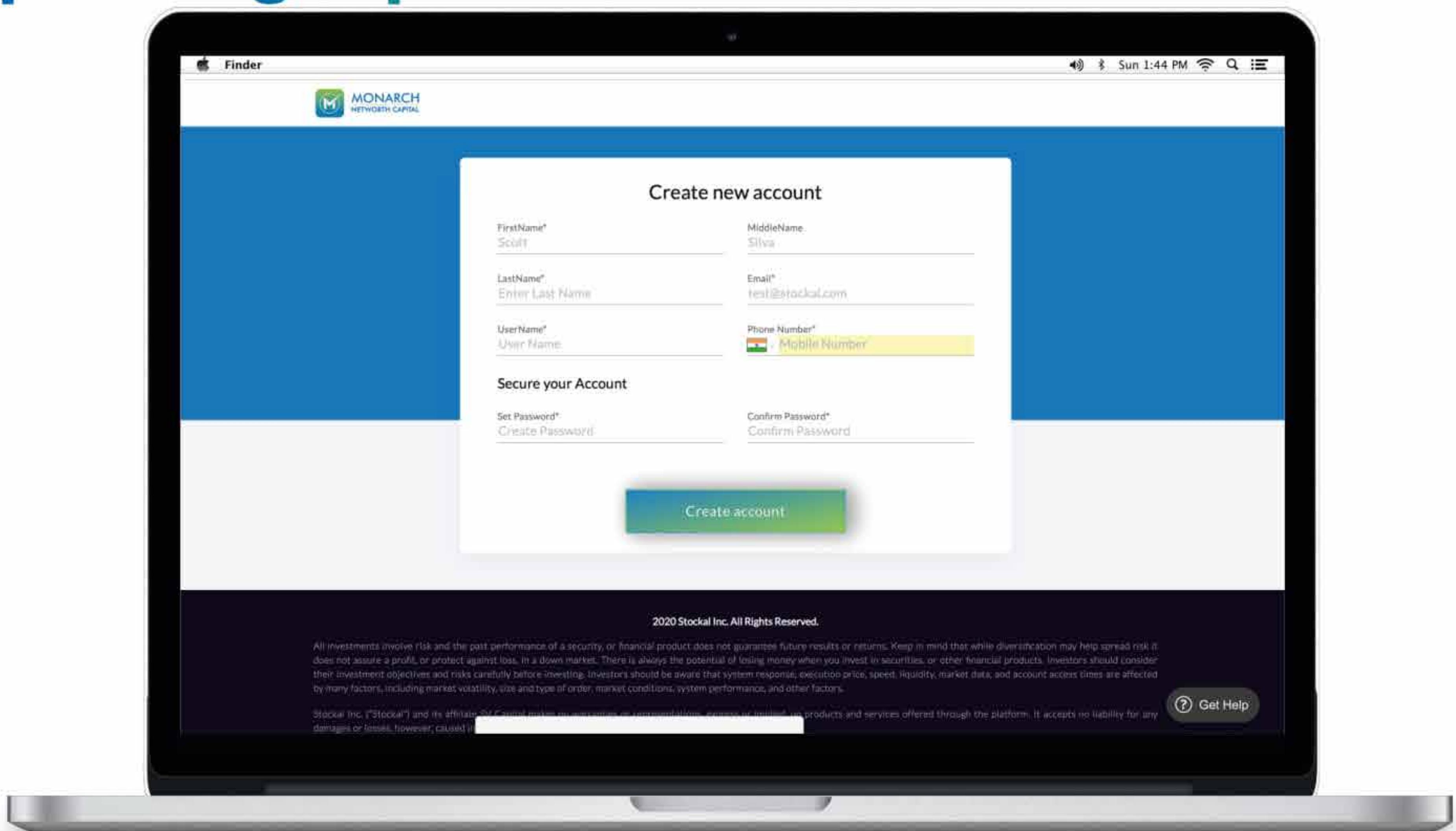
How to access ?

- Visit – www.mnclgroup.com or Login in MO investor App
- Click on “Invest in US Equities” under Help Me Invest section in Web & Invest Now menu in App



- On clicking on 'Invest in US stocks' user would be redirected Investing page
- Client would have two option on Landing to proceed Start Investing and LOGIN.
- If the user is already registered click on “Login” and in case of new User click on “Start Investing”

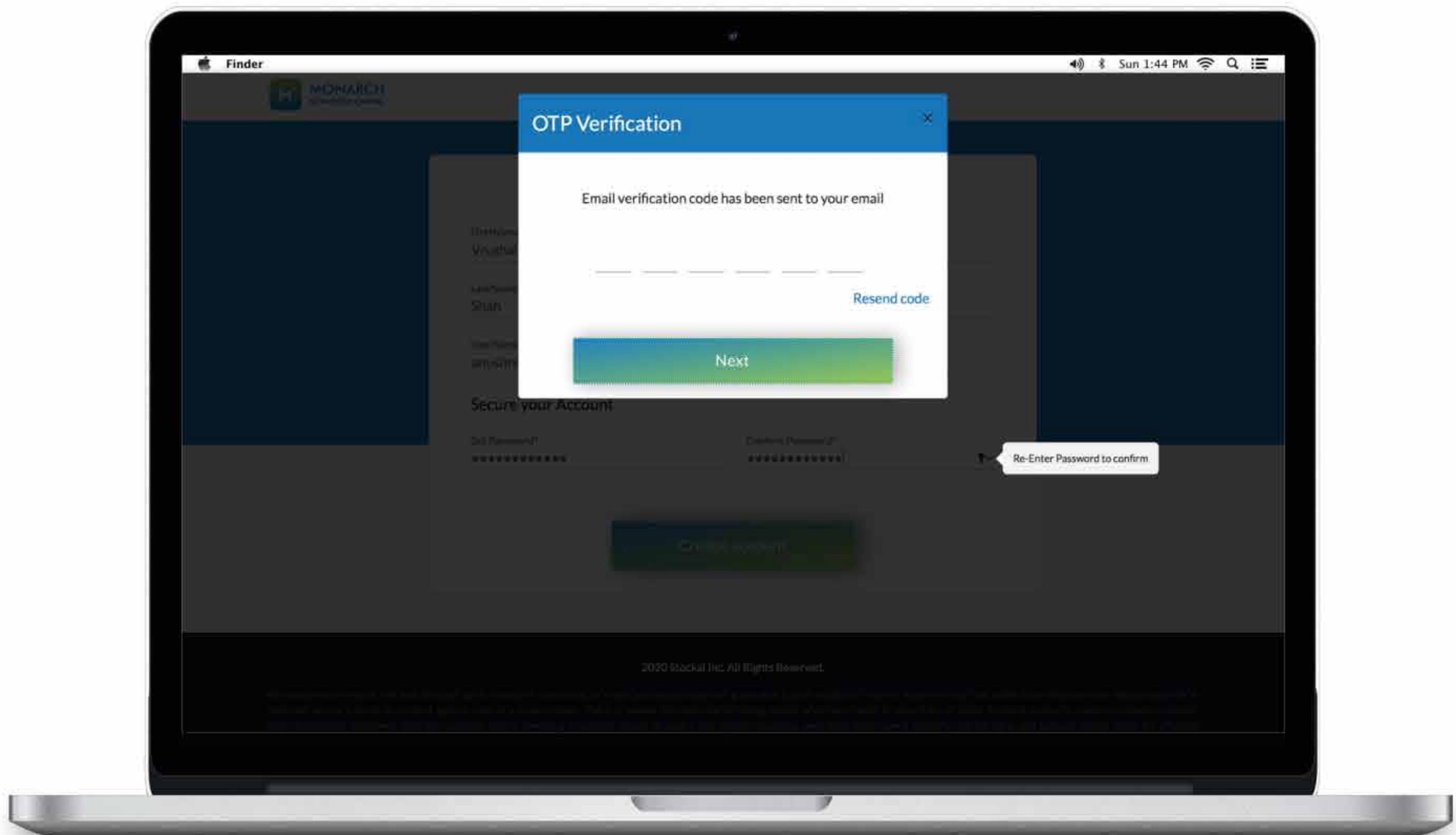
Step 1 - Signup



Click on “Start Investing” - Enter the basic details (Name and Mobile Number) - Process is same for App & Web

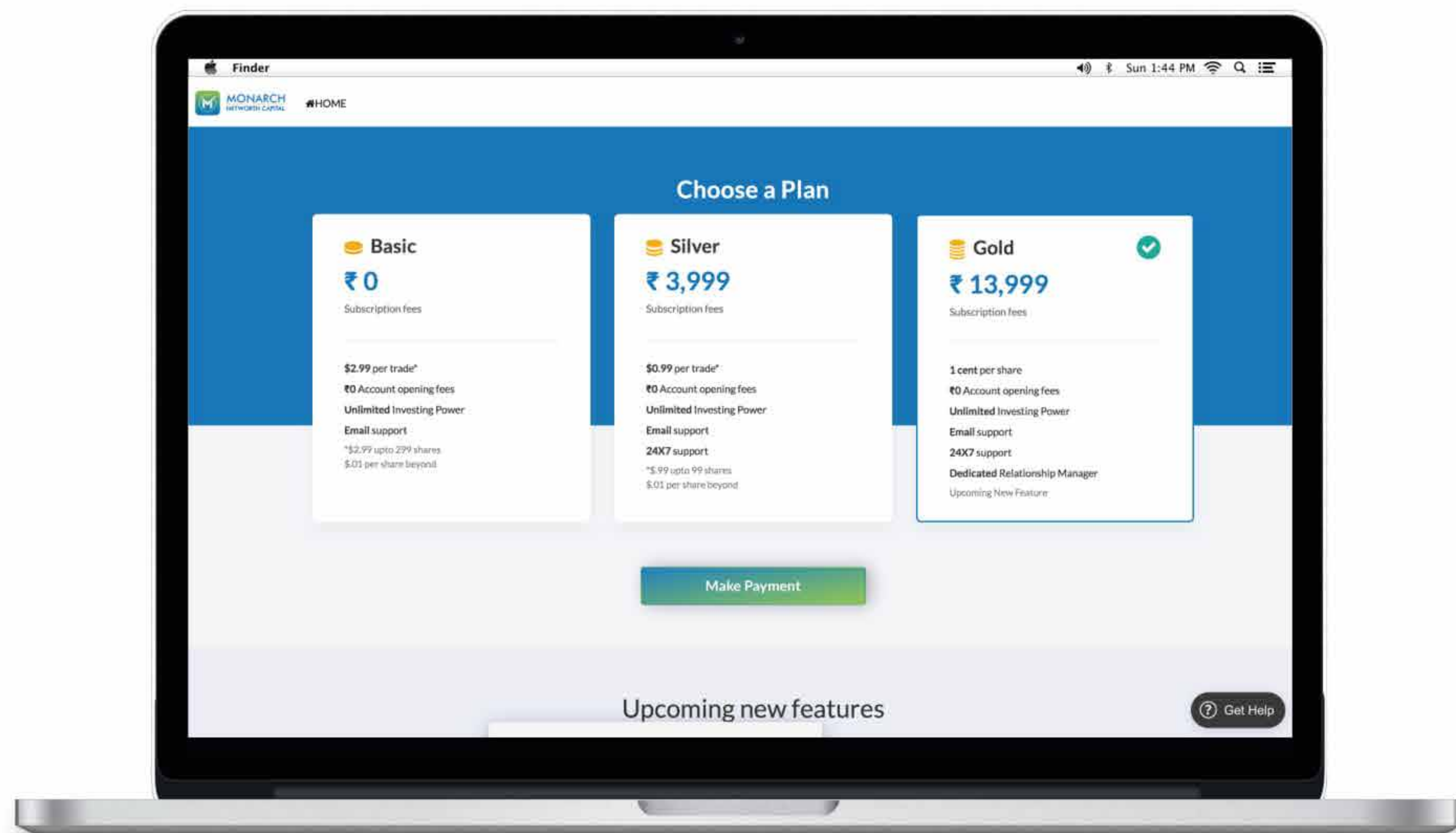
Step 2 - OTP Verification

Post filling the credentials user have to enter the OTP received on his registered Email id.



Step 3 - Selection the desired plan

Payment can be done through UPI gateway



Step 4 - Trading Account creation

Enter the basic details for account creation

The screenshot displays the 'CREATE YOUR ACCOUNT' form on the Monarch Securities website. The form is titled 'CREATE YOUR ACCOUNT' and is located on the right side of the page. The left sidebar contains a menu with the following items: 'Account Setup', 'Upload Document', 'KYC Form', 'Applicant Details', 'Foreign Exchange Details', and 'Investment Details'. The 'Account Setup' menu item is currently selected. The form fields include: 'Gender' (Male/Female), 'Date Of Birth' (Date Of Birth), 'Phone Number' (+91 99250 11678), 'Address Line 1' (Address Line 1), 'Address Line 2' (Address Line 2), 'Postal Code' (Zip Postal Code), 'Country' (India), 'State' (State), 'City' (City), 'Citizenship' (India), 'PAN Card Number' (PAN), and 'Risk Tolerance' (Conservative/Moderate/Aggressive). A 'Get Help' button is located at the bottom right of the form.

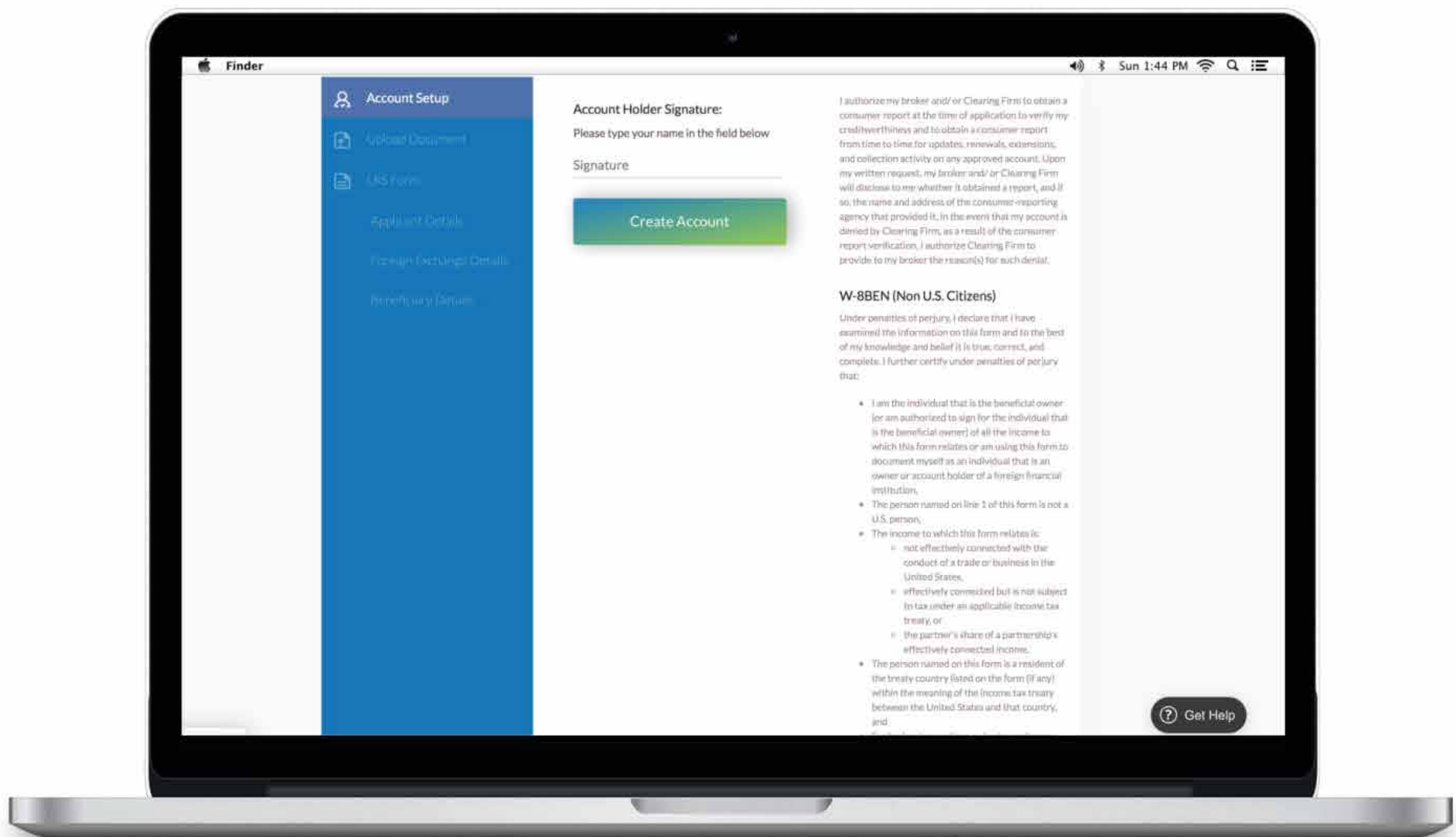
Step 5 - Risk Profile

User need to complete the Risk profiling questionnaire

The screenshot displays the 'Risk Tolerance' questionnaire on the Monarch Securities website. The form is titled 'Risk Tolerance' and is located on the right side of the page. The left sidebar contains a menu with the following items: 'Account Setup', 'Upload Document', 'KYC Form', 'Applicant Details', 'Foreign Exchange Details', and 'Investment Details'. The 'Risk Tolerance' menu item is currently selected. The questionnaire includes the following sections: 'Risk Tolerance' (Conservative/Moderate/Aggressive), 'Employment Status' (Select Employment Status), 'Investment Experience' (Select Investment Experience), 'Net Worth Liquid' (Select Net Worth Liquid), 'Investment Objective' (Select Investment Objective), 'Annual Income' (Select Annual Income), 'Total Net Worth' (Select Total Net Worth), 'Director/Officer of public Company?' (Yes/No), 'Politically Exposed Person?' (Yes/No), 'Is your employer a brokerage firm?' (Yes/No), and 'I agree to the Disclosures' (I agree - Stockal Terms and conditions). A 'NEXT' button is located at the bottom of the questionnaire. A 'Get Help' button is located at the bottom right of the form.

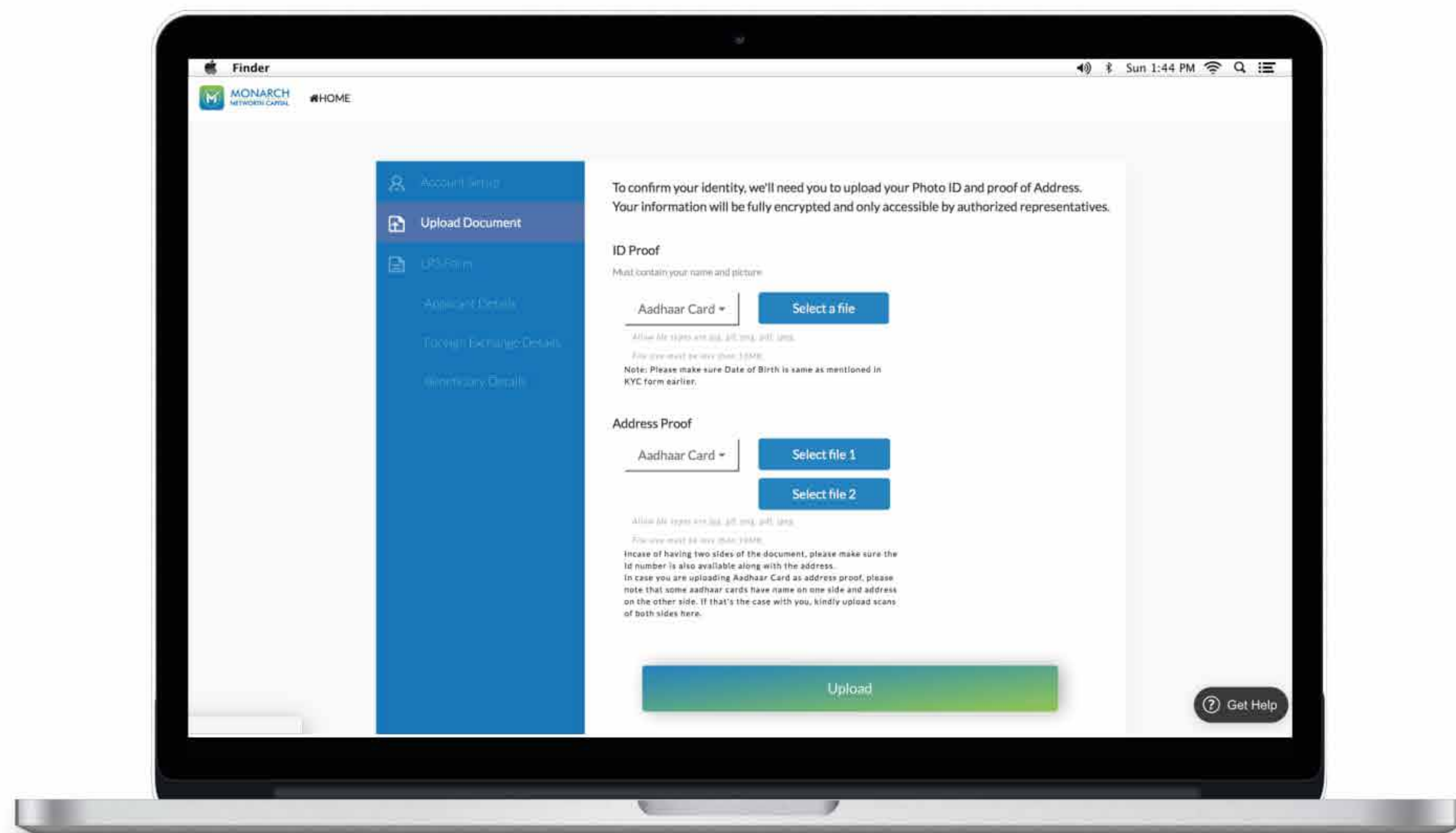
Step 6 - Account setup

Enter the name as signature for setting up the account

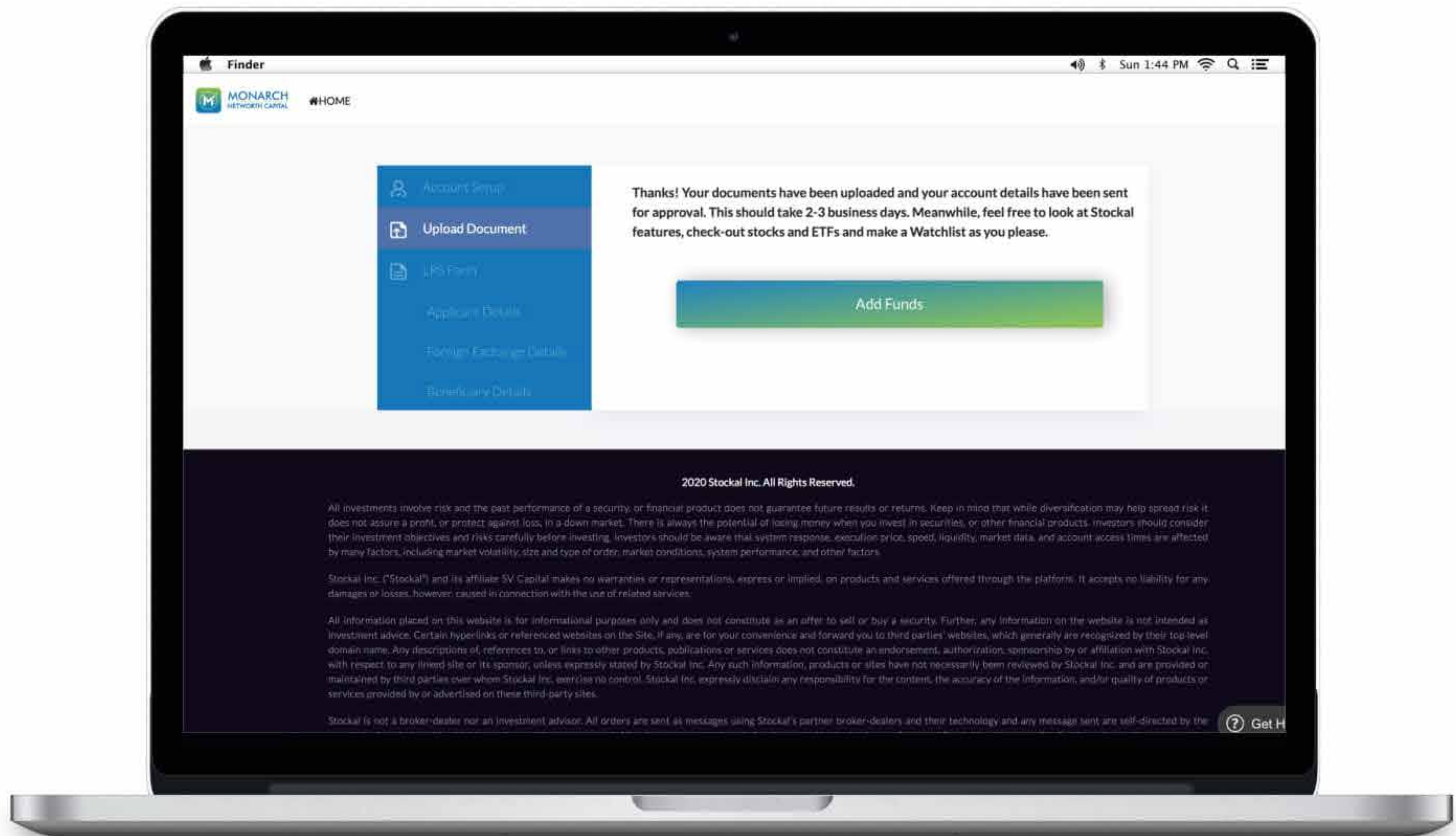


Step 7 - Documents upload

User need to submit his Aadhaar card or Pan card as proof



Step 8 - Documents uploaded confirmation

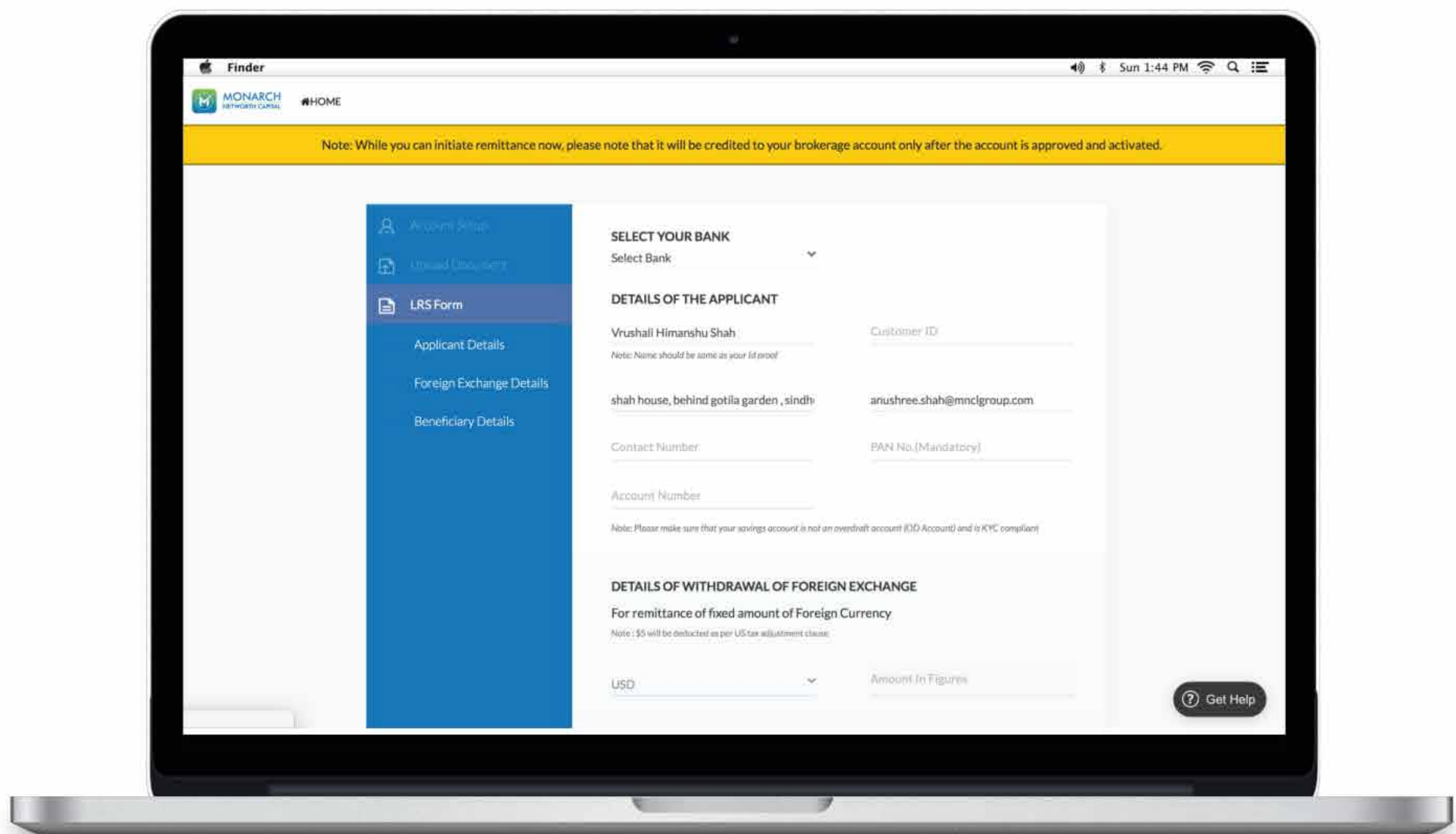


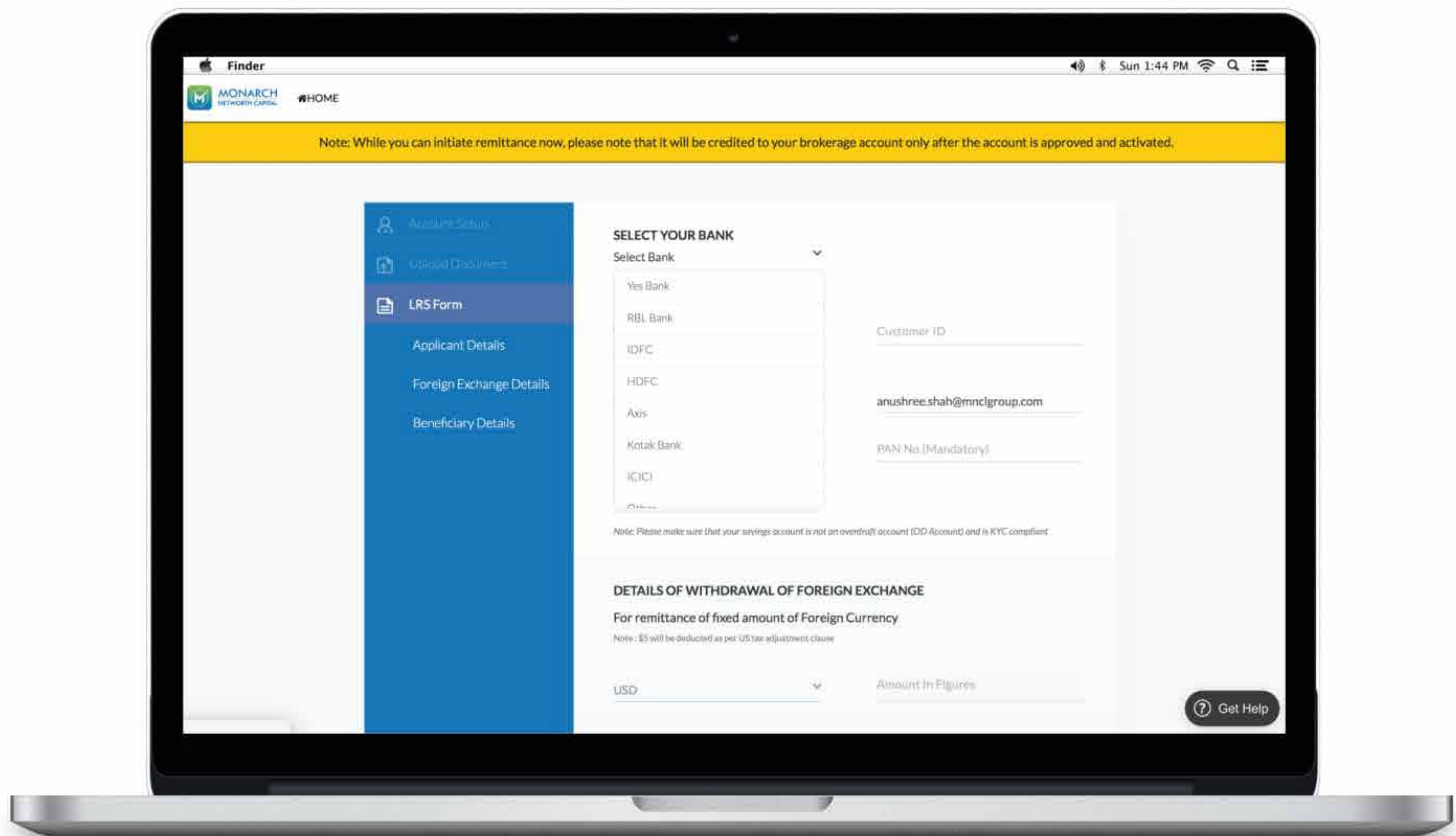
- Note: Account will get activated in 2 days post documents are approved. In case funds need to be added instantly click on Add Funds.

Funds Transfer Process to Start Investing

Step 1 - Setup for LRS form

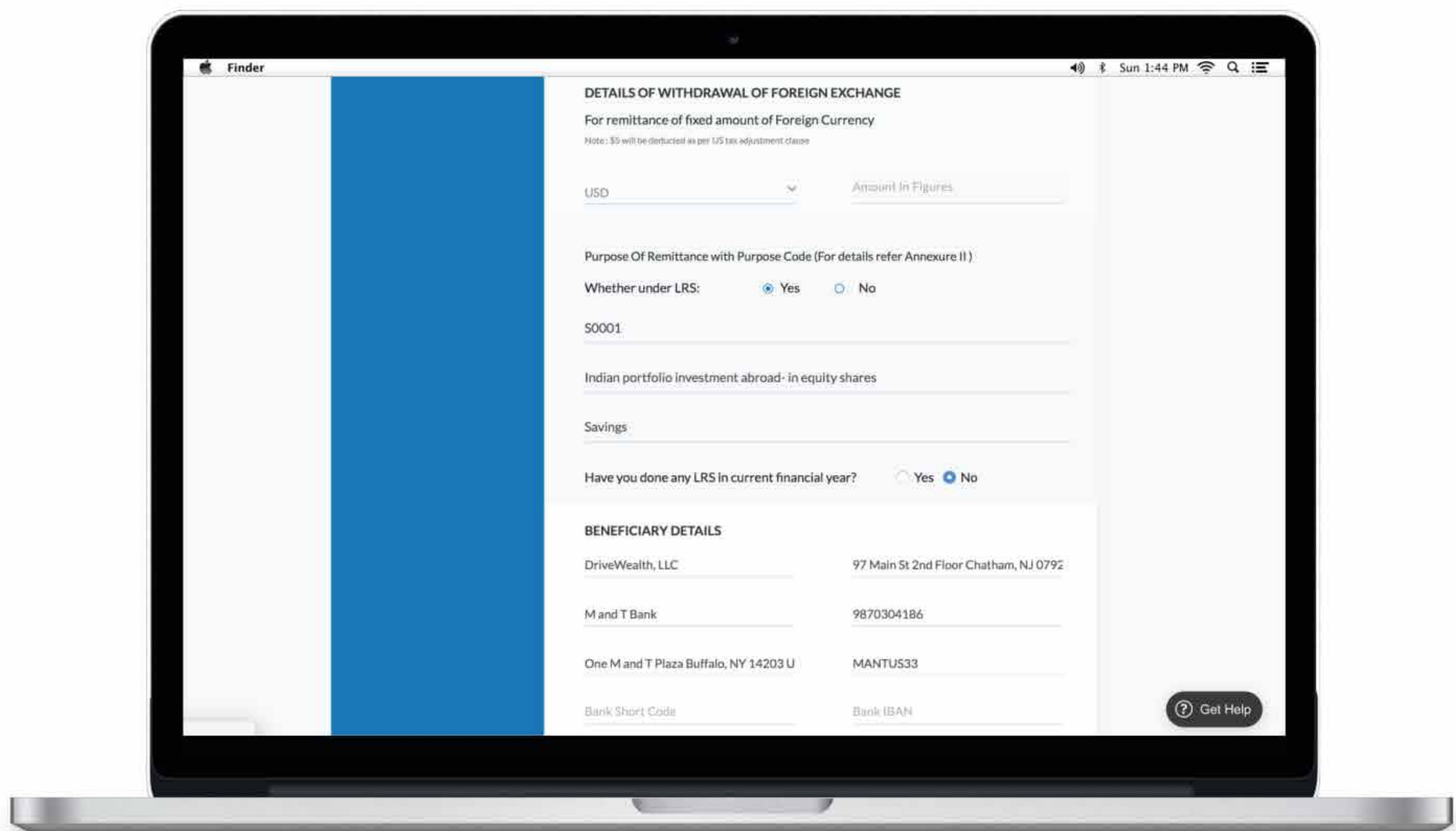
- User needs to submit information to process Liberalised Remittance scheme details for selected bank and also details of applicant to carry out foreign exchange transaction.





Step 2 - Enter details to set the Withdrawal process of foreign exchange

- Post LRS setup user needs to provide details and also beneficiary information for withdrawal of foreign exchange in case of withdrawal.



Step 3 - Create LRS logistics details

Client needs to fill in LRS logistics details for pickup of required documents on the address details provided above

The screenshot shows a web form titled "LRS Logistics Details" on a laptop screen. The form is part of a "Finder" application, as indicated by the title bar. The form fields include:

- Bank Short Code
- Bank IBAN
- Intermediary Bank SWIFT code
- Intermediary Bank Name
- Remitter (REM) (dropdown menu)
- LRS Logistics Details** (Section Header)
- These details will be used for assisting in LRS pickup and delivery.
- Do you want the LRS form to be picked up by us? (Radio buttons: Yes, No)
- Pickup Details
- Pickup Date
- Select Pickup Time (dropdown menu)
- Pickup Location
- Please ensure address contains city and pincode
- Same as above (checkbox)
- Delivery Details
- Remittance Bank IFSC

A large green "NEXT" button is at the bottom of the form. A "Get Help" button is in the bottom right corner. A small disclaimer at the bottom reads: "These details will be used for LRS form pick up service. If available, call at +91-22-42792110 for more information."

- Below screen will be prompted once client submits all required documents. And it will show you pending status due to address proof review. Once above producer are completed user will able to trade in US equities.

The screenshot shows the Monarch Network Capital dashboard on a laptop screen. The dashboard has a blue header with the Monarch logo and a search bar. The main content area displays the account status as "PENDING" with the reason: "Your Personal ID Proof is pending review. You don't need to take any action though. Your Address Proof is pending review. You don't need to take any action though." Below this, there are sections for "Stacks" and "Popular Stocks".

Stacks

Symbol	Name	Price	Change
GLOBXET	GlobalX Equity Income	\$112.51	2.11% -0.07% (0.06%)
GLOBXET	GlobalX Equity	\$140.98	11.49% 0.36% (0.25%)
GLOBXETD	GlobalX Equity	\$145.28	12.67% 1.64% (1.14%)

Popular Stocks

Symbol	Name	Price	Change
AMZN	Amazon	3177	-109.33 -3.33%
NFLX	Netflix	486.44	-2.49 -0.51%
GOOG	Alphabet	1531.45	-72.81 -4.54%
MSFT	Microsoft	203.17	-10.08 -4.73%

A "Get Help" button is in the bottom right corner.



MONARCH
NETWORTH CAPITAL

—wealthcare redefined



INVEST

In **US Market** from India